

# CNET Hardware Reference Manual



32CHANNEL DIGITAL OUTPUT MODULE

cnDS00-32


MAR 2016  
©2016 COMIZOA, All rights reserved

Hardware Manual Revision : 1.0.1  
Revision Data 2016. 03. 04

---

## Table Of Contents

1	개요 .....	1
2	제품사양 .....	2
3	Wiring .....	3
4	Device ID Setting .....	4
5	Indicators .....	4
6	C-NET Baud Rate Setting .....	4

**개요**

**CNET Series - cnDS00-32 (Digital NPN Output 32ch)**

cnDS00-32은 커미조아의 CNET 기반 제어기의 32채널 Digital 출력 모듈입니다.

각 채널의 내부 제어신호와 외부 입출력 신호는 포토커플러를 사용하여 절연됩니다.

본 매뉴얼은 cnDS00-32의 하드웨어 구성과 기능에 대해 설명하는 하드웨어 매뉴얼입니다.

CNET 시스템의 전반적인 내용은 CNET product System reference 매뉴얼을 참조 바랍니다.

**제품사양**
**■ Digital Output Specification**

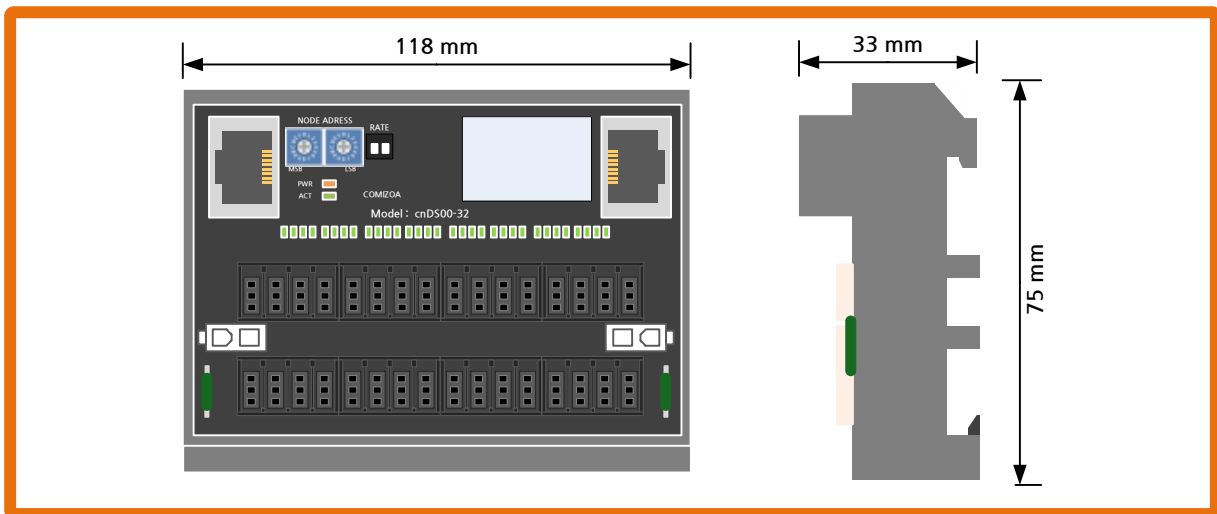
ITEM	Details
Number of Outputs	32 output
Output Type (Module)	MOSFET with common ground(NPN)
Isolation	Photo-coupler(Viso=3,000Vrms)
OFF State Current	Max. 100uA / Point
On State Max Sink Current	Max. 500mA / Point
Rds(On state resistance)	Max. 0.5Ω (±5%)
Over-Temperature Shutdown	160°C
Over-Current Shutdown	0.7A (Min.) ~ 2A (Max.)

**■ Power Specification**

ITEM	Details
Power Dissipation	80mA @ 24V DC
Rated Input Voltage	24V DC (-15%/+20%, ripple ratio within 5%) EN 61131-2

**■ Environmental Specification**

ITEM	Details
Dimension	75 * 118 * 33 (mm)
Install	Industrial DIN rail
Operating Temperature Range	0°C ~ 50°C
Storage Temperature Range	-20°C ~ 80°C
Operating Humidity Range	5% ~ 90%RH, non-condensing
Storage Humidity Range	5% ~ 90%RH, non-condensing

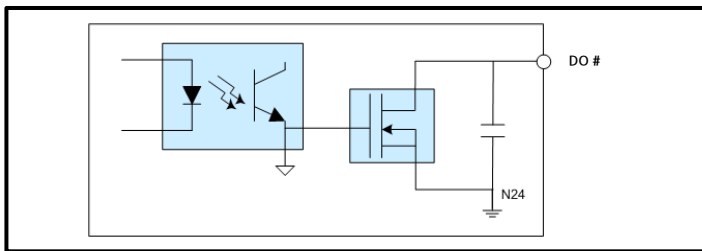

**Dimension**

Wiring

■ RJ45 Connector

	P1	P2
1	NC	1
2	NC	2
3	RS485_D+	3
4	NC	4
5	NC	5
6	RS485_D-	6
7	NC	7
8	NC	8

■ Circuit Diagram



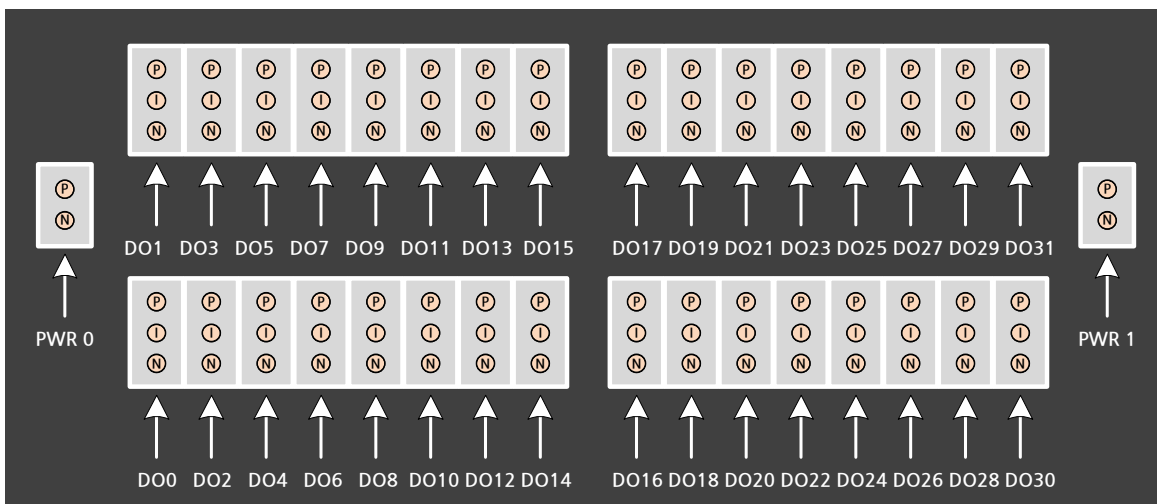
■ PIN MAP

PWR 0, 1		
(P)	P	PWR 24V
(N)	N	PWR 0V


DO 0 ~ 31		
(P)	P	I/O PWR 24V
(I)	I	Digital Output
(N)	N	I/O PWR 0V

■ Contact Number




※ All numberings are zero based


**Device ID Setting**

	<b>NODE ID setting</b>	MSB(1:0) * 16 + LSB
	<b>NODE ID range</b>	0 ~ 63

**Indicators**

			
<b>PWR</b>	SYSTEM POWER LED	ON	SYSTEM POWER(3.3V DC) ON
		OFF	SYSTEM POWER(3.3V DC) OFF
<b>ACT</b>	C-NET STATE LED	ON	C-NET COMMUNICATION ACTIVATE
		OFF	C-NET COMMUNICATION DEACTIVATE

**C-NET Baud Rate Setting**

	<b>ON</b>	11	2.5Mbps
		10	5Mbps
		01	10Mbps
		00	20Mbps

## Hardware Reference Manual Update List

No.	Version	Date	Changes in
1			
2	1.01	2016.03.04	글꼴변경 (나눔고딕, 굴림)

# CNET Reference Manual

Copyright holder : COMIZOA CO.,LTD  
Copyright (c) by COMIZOA CO.,LTD. All right reserved.  
2016. 03. 04.



COMIZOA CO.,LTD  
<http://www.comizoa.com>  
Tel) +82 - 42 - 936 - 6500  
Fax) +82 - 42 - 936 - 6507

All the details including figures and programs included in this manual is protected by Korean Copyright.  
Any parts of this manual can be copied or distributed without COMIZOA's permission.